



## How confinements are created


The *Merlin Light*® uses a brass confinement slide. The brass slide method gives total control and allows for any shape or contour to be cut out of the slide. The confinement is cut by our factory trained technicians. The pictures below show the basic sequence of events required to confine a piece of artwork or furniture.




(Fresh uncut brass slide)



(Technician cutting confinement)



(Cut confinement being inserted into projector)



(As the technician slides the confinement into the projector, the slide blocks the round beam of light, allowing the cutout to perfectly fit the art)

